

# Eastern Bluebird

The Eastern Bluebird is the most widespread of the three bluebirds. A high percentage of Eastern Bluebirds in North America today nest in birdhouses put up especially for them along bluebird trails. These birds roam the countryside in small flocks when they are not nesting.

**Habitat:** Open country with scattered trees; farms, roadsides. Breeds in many kinds of semi-open habitats, including cut-over or burned areas, forest clearings, farm country, open pine woods; locally in the suburbs with extensive lawns and good nest sites. Wanders to other habitats in winter.

**Nesting:** Like a courtship display, the male may sing and flutter in front of the female with his wings and tail partly spread. While perched close together, pairs may preen each other's feathers; males may feed the female.

**Nest:** Placed in the cavity, typically in a natural hollow in a tree, in an old woodpecker hole, or in a birdhouse. Usually nests are relatively low (2 to 20 feet above the ground), occasionally up to 50 feet. Nests in the cavity (built mainly by females) are a loosely constructed cup of weeds, twigs, and dry grass, lined with finer grass, sometimes with animal hair or feathers.

**Nest Box Placement:** Mount the nesting box between 4 and 6 feet above the ground. The nesting box entrance hole should face east. Space boxes 300 feet apart.

## Helpful Tips

- Position the nest box so that the entrance hole faces east and towards the open habitat.
- To decrease competition from tree swallows, you can pair nest boxes about 15 to 20 feet apart, with pairs of houses about 300 feet from each other.
  - Clean out old nests as soon as a brood fledges so that the nest box can be used for a second nest attempt.
- If house sparrows intrude, consider drilling a second entrance hole beside the first one (so that there are two separate but identical holes on the front panel) to enable bluebirds to defend boxes from sparrows better.

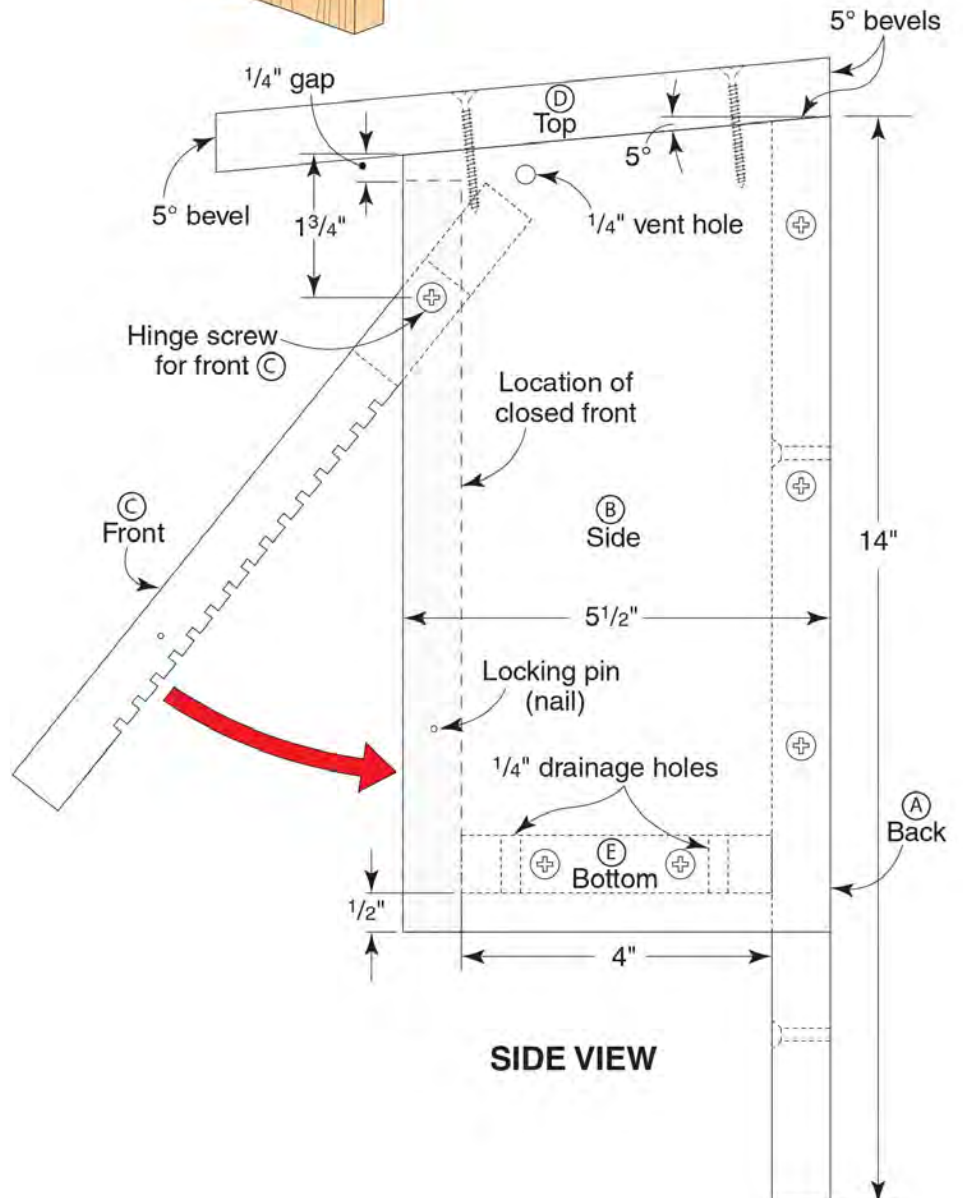
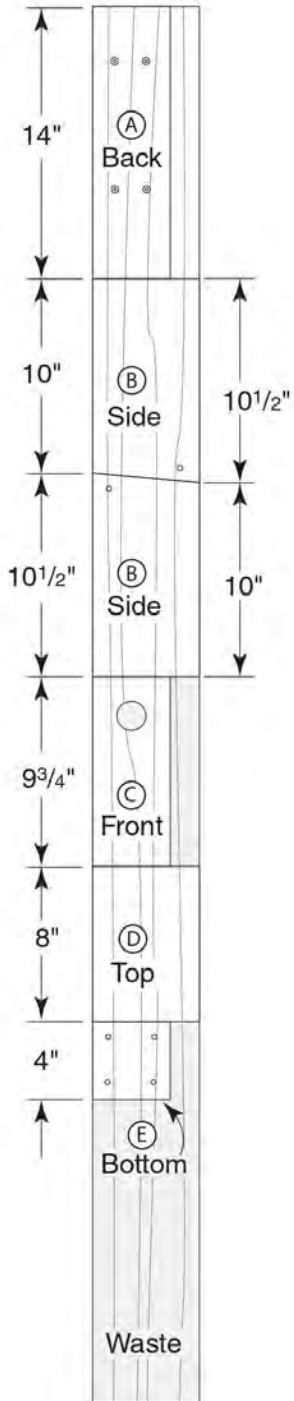
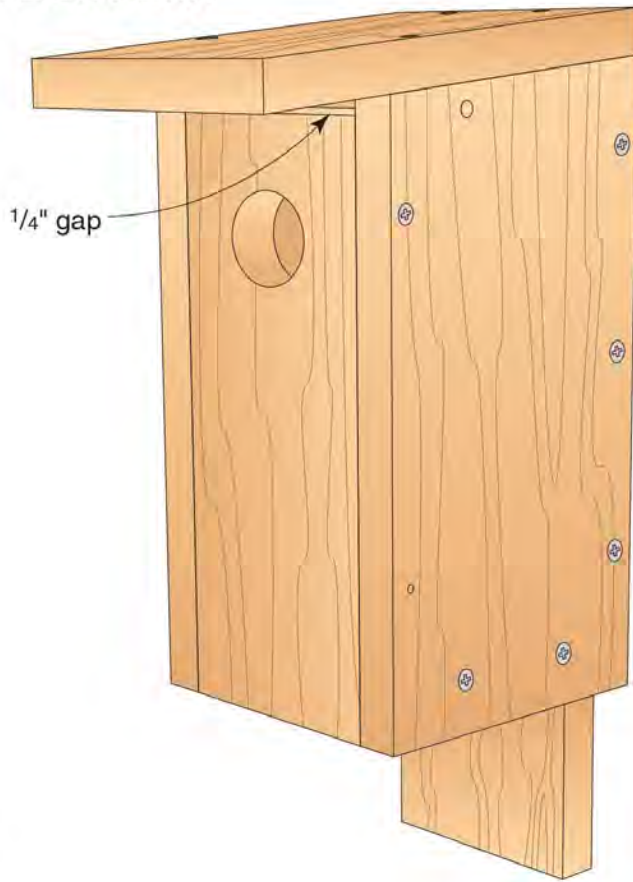
For more about North American birds and backyard birding activities:

<https://www.audubon.org/get-outside/activities>



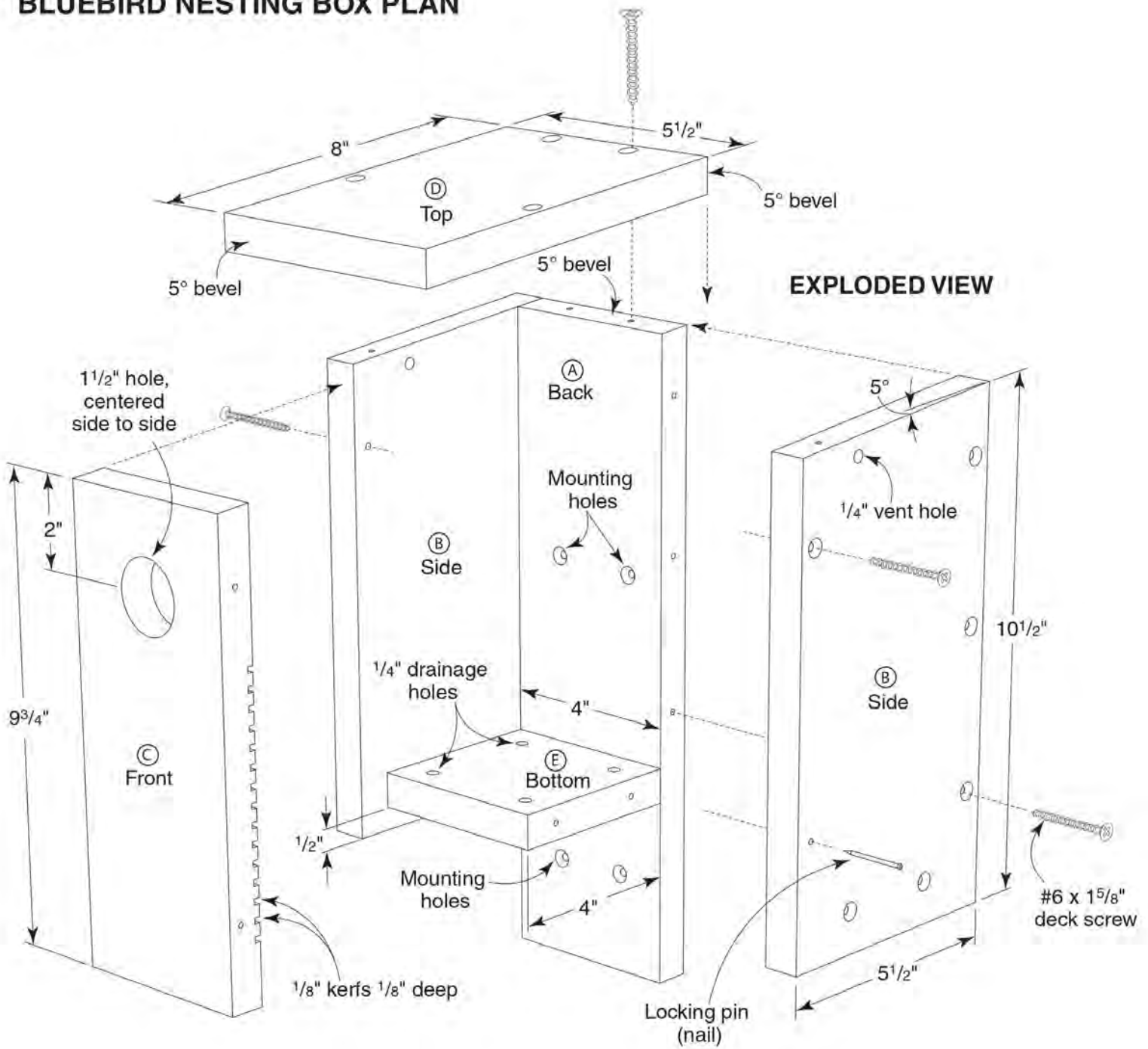
# BLUEBIRD NESTING BOX PLAN

Project Plan: Marlen Kemmet  
 Illustrations: Roxanne LeMoine



1x6x6' (3/4 x 5 1/2 x 72")  
**CUTTING DIAGRAM**

# BLUEBIRD NESTING BOX PLAN



## MATERIALS LIST FOR BLUEBIRD NESTING BOX

Parts	Thickness	Width	Length	Material	Pieces
A back	3/4"	4"	14"	C	1
B sides	3/4"	5 1/2"	10 1/2"	C	2
C front	3/4"	4"	9 3/4"	C	1
D top	3/4"	5 1/2"	8"	C	1
E bottom	3/4"	4"	4"	C	1

Choice of cedar, redwood, cypress, or painted white pine